

LORA SMART WATER METER

(Model: LXSY-15~ LXSY-300)

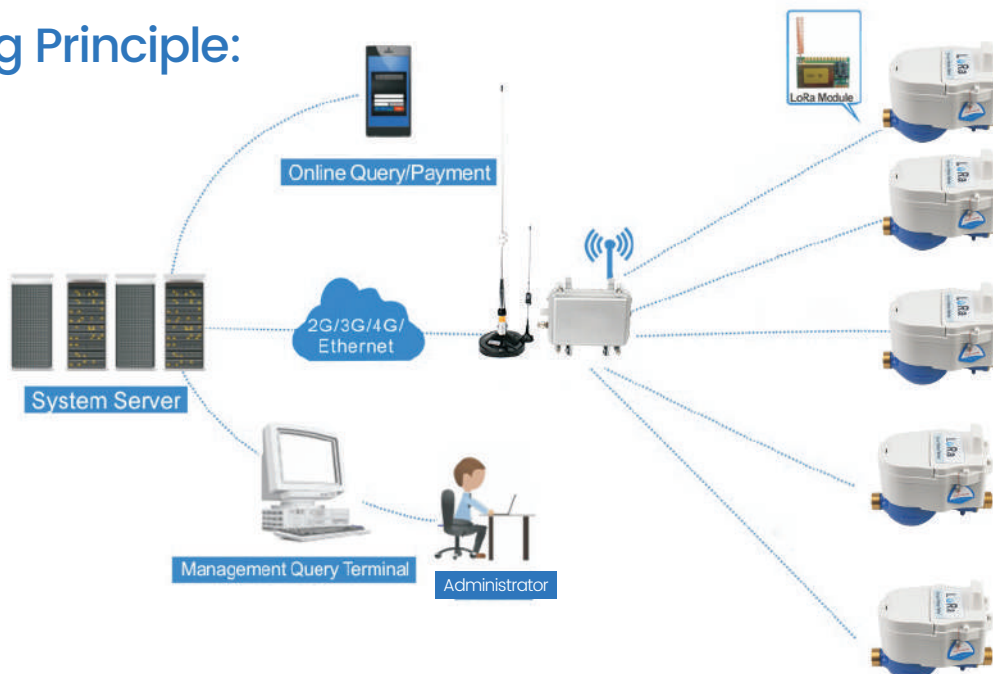
The LoRa water meter, is one kind of smart water meter which use the wireless LoRa technology. The LoRa water meter use the private LoRa protocol. It can realize the fuction real time meter reading, instant valve control etc.

Supply condition :

- ◆ Size: DN15-DN50 (DN50~DN300,please check bulk water meter)
- ◆ Body: Brass(with valve)/iron(without valve)
- ◆ Type: Dry dial/wet dial(standard)
- ◆ Max work pressure: PN16.
- ◆ Protection class: IP68
- ◆ Protocol: LORA
- ◆ Frequency: 470-510MHZ 868-915MHZ
- ◆ Battery: 6-7years
- ◆ Pressure loss: ≤ 0.063 Mpa
- ◆ Water temperature: T30,T90
- ◆ Standards: ISO4064.
- ◆ Certificate: MID
- ◆ Working mode: Class A
- ◆ Software: free for clients
- ◆ Composition: LoRa water meter,Collector,concentrator,Network servrt.



Working Principle:



Function of LoRa water meter :

(1) Ultra long-distance communication

Concentrator and water meter communication distance: 4-5km in urban environment; 10-15km in rural environment.

(2) Ultra low power consumption and long service life

The average power consumption of water meter module is $\leq 20\mu\text{A}$.

Three working modes of system: LOP1, LOP2, LOP3, response time: 12s, 24h-12s, 24h; according to ER18505 battery only use 50% capacity, the lifespan of meter module is 6 years, 8 years, 10 years.

(3) Anti-interference, high reliability

Frequency hopping technology avoids co-channel interference and improves transmission reliability.

(4) Large management capacity

The concentrator can support up to 5,000 LoRa water meters. stores each water meter with 10 years data.

(5) Easy installation and high success rate of meter reading

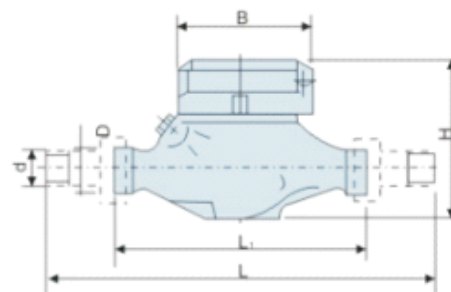
Dual meter reading mode: 24h active reporting of metering data; real-time meter reading control valve (switching valve).etc.

Technical Parameters :

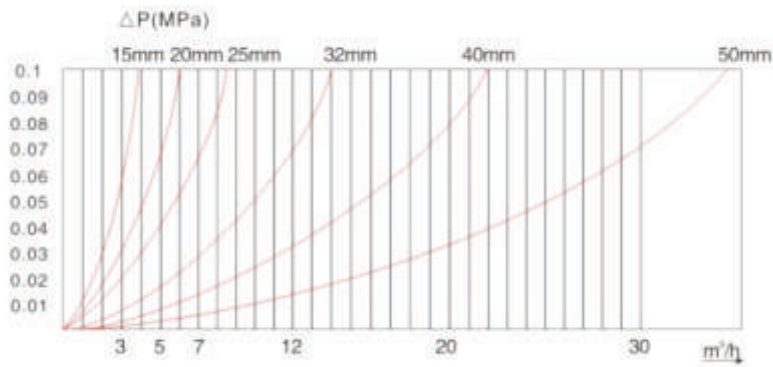
Model-DN	Flow range		Q3	Q4	Q2	Q1	Min. Reading	Max. Reading
	Q3/Q1	Q2/Q1	m ³ /h					
LXSY-15E	80	1.6	2.5	3.125	0.05	0.03125	0.0001	99999
LXSY-20E	80	1.6	4.0	5.0	0.08	0.05	0.0001	99999
LXSY-25E	80	1.6	6.3	7.875	0.126	0.07875	0.0001	99999

Dimension and Weight :

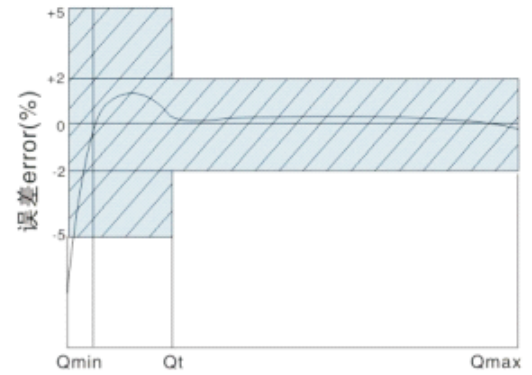
Model		Length(L)	Width(W)	Height(H)	connect
LXSY-15E	Horizontal	165mm	99mm	140mm	GB
LXSY-20E	Horizontal	195mm	99mm	140mm	Screw G1B
LXSY-25E	Horizontal	225mm	99mm	140mm	Screw G1B



Data error curve :



Flow error curve :



A. Slow flow ($Q_1 \leq Q < Q_2$) , Max permissible errors: $\pm 5\%$

B. Water temperature $\leq 30^\circ\text{C}$, Fast flow ($Q_2 \leq Q \leq Q_4$) , Max permissible errors: $\pm 2\%$

Water temperature $> 30^\circ\text{C}$, Fast flow ($Q_2 \leq Q \leq Q_4$) , Max permissible errors: $\pm 3\%$

Shengda Water Meter since 1995

Established in 1995, Shengda Water Meter Co., Ltd is one of leading manufacturer of water meters and flow meters in China. The company also provides total solutions for smart flow metering, control, telemetry and smart water meter reading system.



SHEGDA
Fluid technology

Kaifeng Shengda Water Meter Co., Ltd

✉ admin@henanpanda.com

☎ mobile +86 18603780816

🌐 www.sdflowmeter.com